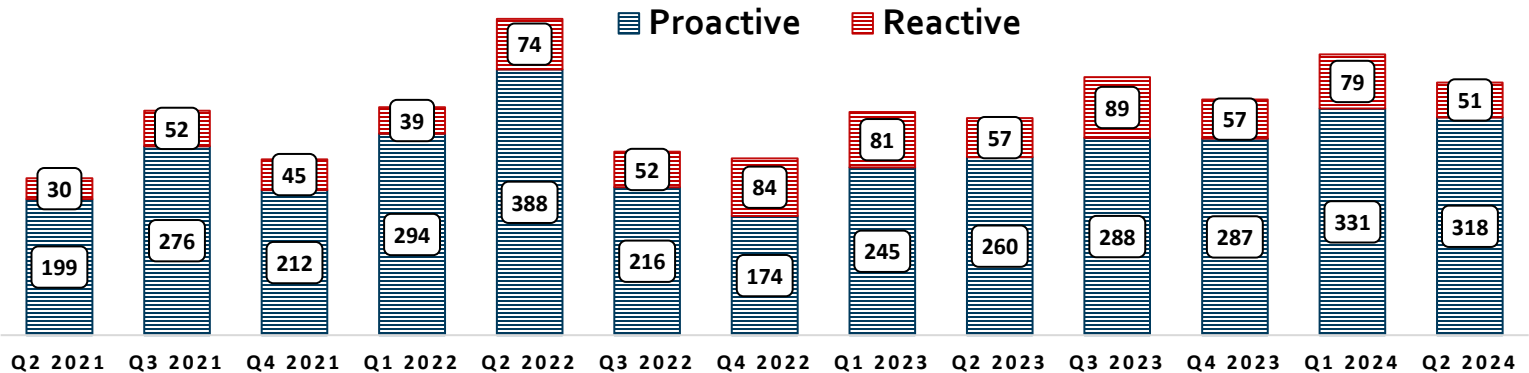



**2024 YLW SAFETY OBJECTIVE:** Increase compliance with regulations and airport policies through continued proactive reporting and increased training and awareness with airport staff, contractors, tenant staff, and pilots.



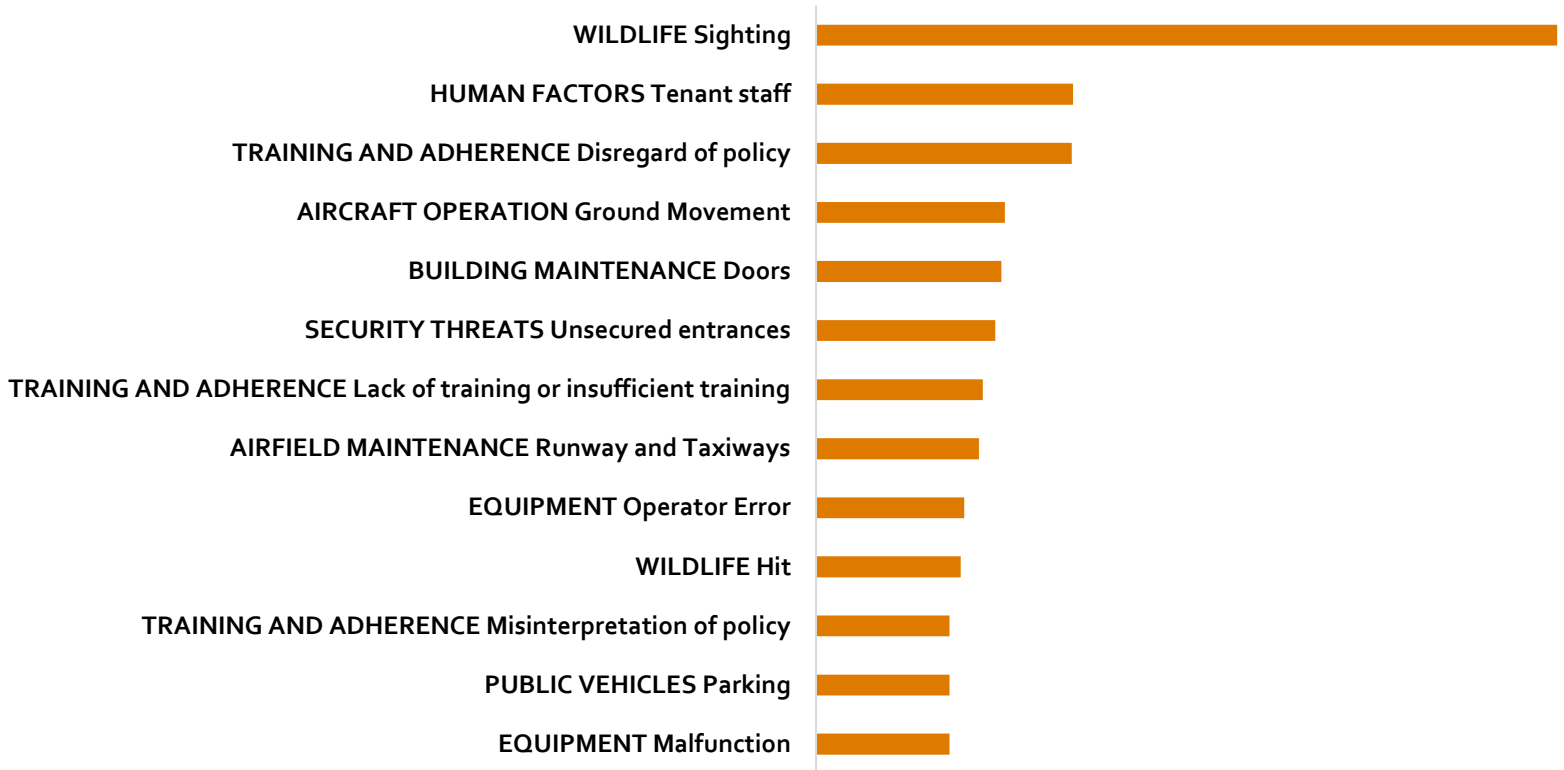
### SAFETY PERFORMANCE INDICATORS (SPIs)

	YTD 2024	SPI TARGET	Q2 2024	2023
# Reports Airside	566		264	986
# Incidents Airside	85		34	188
<b>% Incidents Airside</b>	<b>15%</b> <input checked="" type="checkbox"/>	<b>&lt;20%</b>	<b>13%</b>	<b>19%</b>
# Reports Training and Adherence	157		63	98
# Incidents Training and Adherence	31		10	344
<b>% Incidents Training and Adherence</b>	<b>20%</b> <input checked="" type="checkbox"/>	<b>&lt;30%</b>	<b>16%</b>	<b>28%</b>
# Reports Disregard of Policy	69		23	46
# Incidents Disregard of Policy	9		5	152
<b>% Incidents Disregard of Policy</b>	<b>13%</b> <input checked="" type="checkbox"/>	<b>&lt;30%</b>	<b>22%</b>	<b>30%</b>
# Reports Insufficient Training	35		15	134
# Incidents Insufficient Training	10		3	49
<b>% Incidents Insufficient Training</b>	<b>29%</b> <input checked="" type="checkbox"/>	<b>&lt;35%</b>	<b>20%</b>	<b>37%</b>
# Reports Aircraft Ground Movement	41		17	98
# Incidents Aircraft Ground Movement	17		8	54
<b>% Incidents Aircraft Ground Movement</b>	<b>41%</b> <input checked="" type="checkbox"/>	<b>&lt;50%</b>	<b>47%</b>	<b>55%</b>




### BY LOCATION



### RISK INDEX



### SMS QUARTERLY MONITORING

			# Reports		Incident %	
	EQUIPMENT Operator Error	Q2 2024	15	↓	20%	↓
			2023 Avg/Qtr: 32		2023: 37%	
	AIRCRAFT OPERATION Aircrew Error	Q2 2024	12	↑	75%	↓
			2023 Avg /Qtr: 11.5		2023: 87%	
	RUNWAY / TAXIWAY INCURSIONS	Q2 2024	10	↑		
			2023 Avg /Qtr: 9.5			

For more information, contact Laura Mortensen, [laura@curiosityanalysis.com](mailto:laura@curiosityanalysis.com)